

WEBINAR

Mastering Workday: Ask an Expert Series

Session: **Unlocking Workday: Exploring Advanced Features Beyond Your Implementation**



WELCOME

Today's Experts



Austin Callaro

Workday Practice Leader
Armanino

Request Framework

Unlocking Workday: Exploring Advanced Features Beyond Your Implementation

- Dive deeper into Workday Human Capital Management features. Our experts will demonstrate different features in greater detail than may have been discussed throughout your Workday implementation.

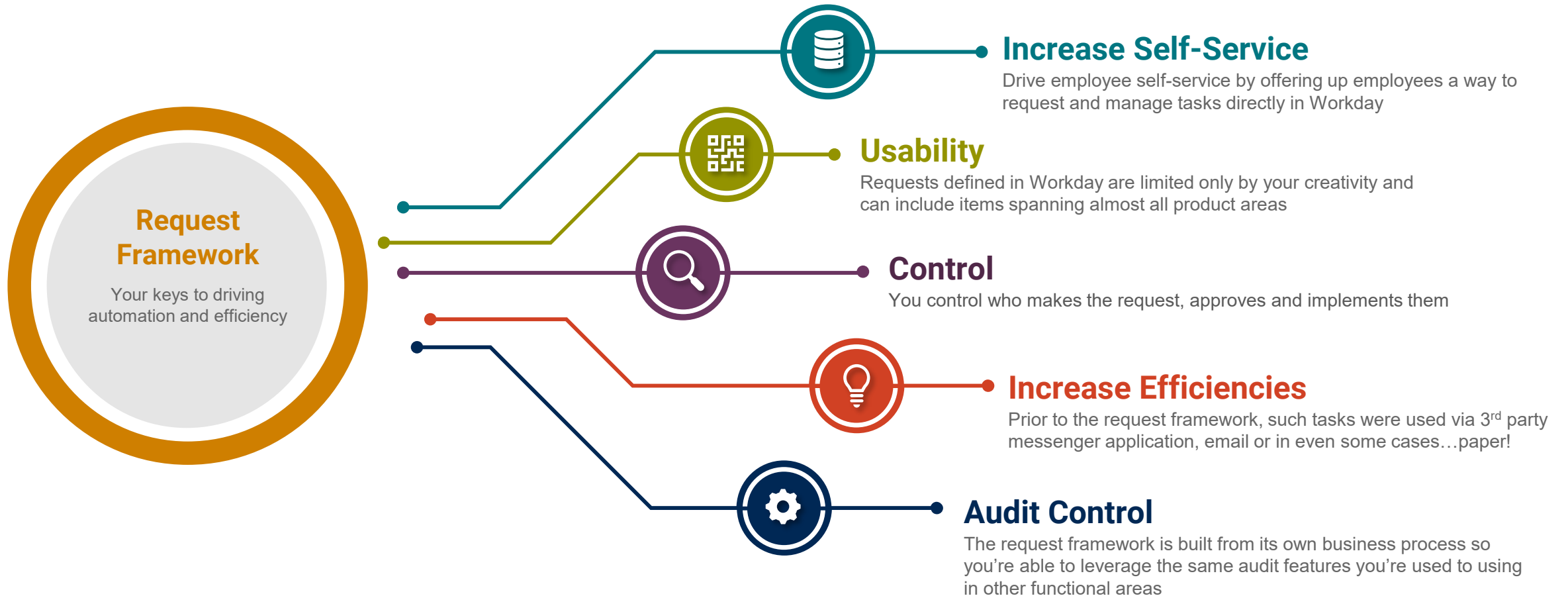
Engagement Encouraged!



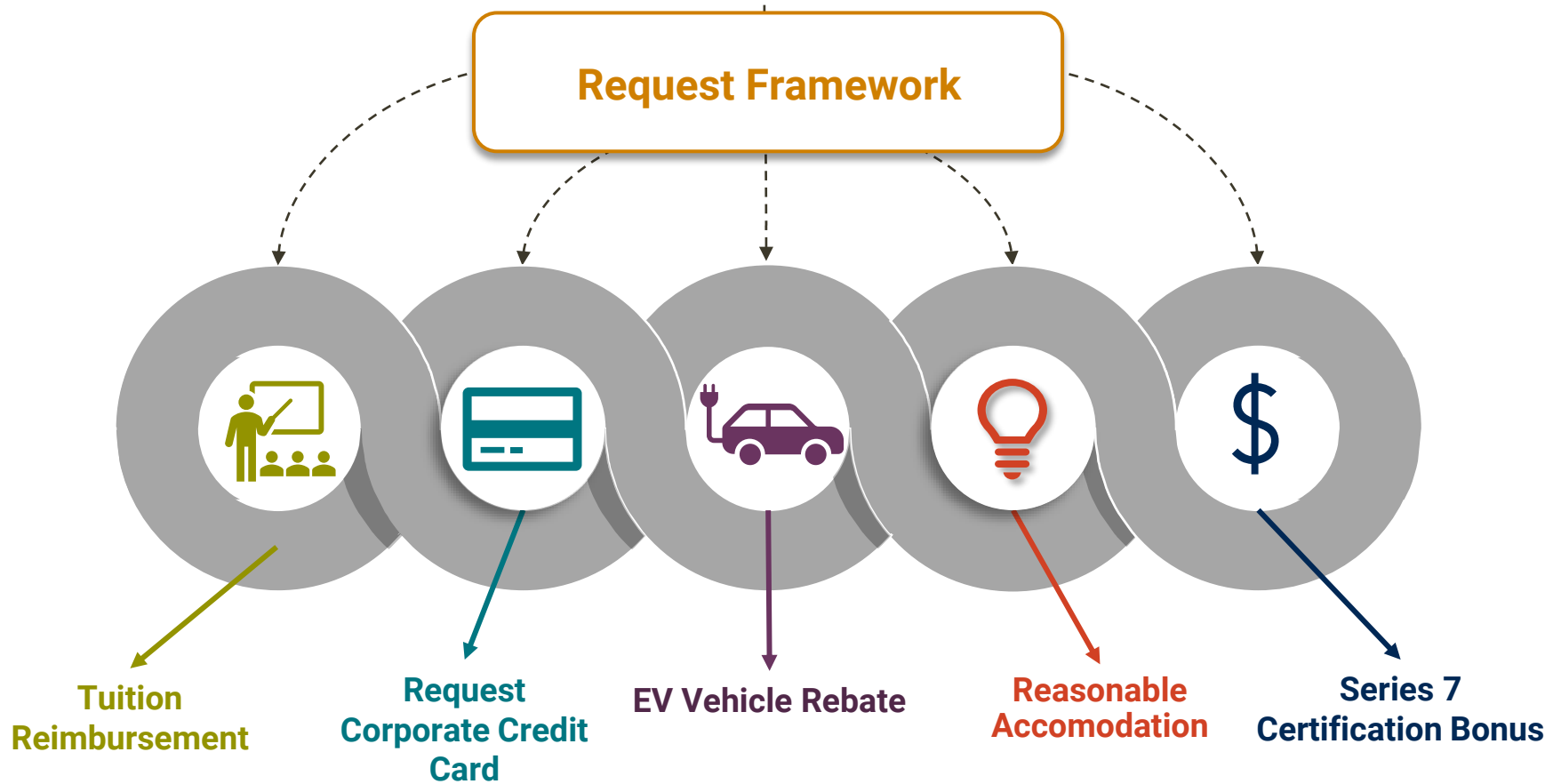
- **Interactive Q&A Sessions:**
Get your specific Workday questions answered live by our experts, ensuring you leave with practical solutions tailored to your needs.
- **Expert Insights & Tips:**
Gain exclusive access to professionals who will share valuable insights, tips, and best practices to enhance your Workday experience.
- **Real-World Case Studies:**
Learn from real-world use cases that showcase how other organizations are successfully leveraging Workday to solve common challenges and drive business success.



Request Framework – Conceptual Overview



Request Framework – Use Cases






Request Framework – Setup Requirements

1 Configure Domain Security Policies

There are several domain policies that need to be enabled before you can leverage the framework.

All domain policies have been added to the appendix



2 Create Request Type

The request type will be selectable to employees who have access to initiate the request process

4 Create and Configure Rule Based Business Process Definitions

The business process definition will act as your approval structure for requests



3 Create Questionnaire

This is optional however in many uses cases, questionnaires allow you to collect additional information


5 Security

Security groups are a powerful tool within the request framework as they offer up the ability to constrain access to certain request types

Example – Manager’s and above can only initiate the corporate credit card request type

6 Additional Optional Setup


- Subtypes
- Resolution Details Groups
- Reporting
- BP Validation Rules



Demo



Appendix



Create a Job Based Security Group to Restrict Access to Creating Requests

- Example – Only allow employees who are in the job family of Finance to create initiate the request

Step 1: Create a Job-Based Unconstrained Security Group with Group Criteria set to Job Family = Finance

View Job-Based Security Group (Constrained) Finance Employees
X
PDF

Security Group Name: Finance Employees

Context Type: Constrained by Organization Access

Group Criteria

- Job Profile
- Job Category
- Job Family: Finance
- Management Level

Access Rights

Apply to Organization Type: Supervisory

- Applies to Current Organization Only
- Applies to Current Organization And All Subordinates

Business Process Security Policy Permissions 1 item

Operation	Business Process Type	Functional Area
Initiate (Create Request)	Request	System

Step 2: Edit your request type and add the job-based security group to the “initiate” section of the request

Edit Request Type Series 7 Certification Bonus

Request Type Name * Series 7 Certification Bonus

Description * Format B I U A
Series 7 Certification Bonus

Workday Object Worker

Questionnaire Series 7 Certification

Request Description Display * Hide

In Use

Inactive

Allow Request on Behalf of Person


ID Generator

Security Configuration

Initiate Finance Employees

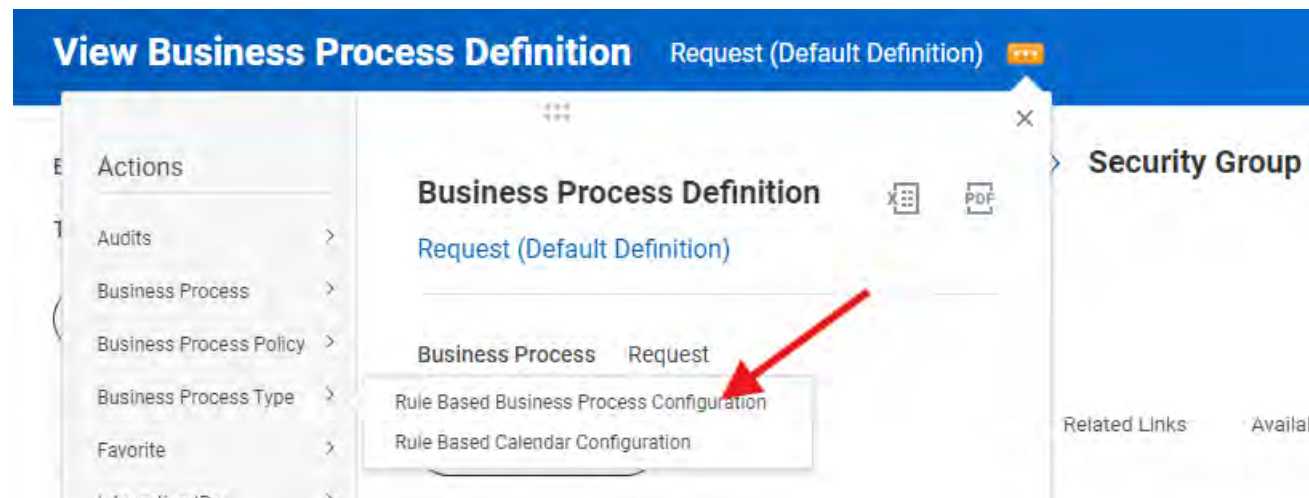
View All HR Administrator

Correct HR Administrator



Step 3 : Create a Rule Based Business Process to Ensure the Correct Business Process is Triggered

From the Related Action from Request default definition > Business Process Type > Rule Based Business Process Configuration



Rule Based Business Process Configuration

Effective Date 08/12/2024

Time Zone * GMT-08:00 Pacific Time (Los Angeles)

Business Process Type Request

12 items

Order	*Rule	*Rule Based Workflow Definition
	Request Type = Series 7 Certification Bonus	Request (Series 7 Certification Bonus Request)

View Condition Rule Request Type = Series 7 Certification Bonus

Description Request Type = Series 7 Certification Bonus

Comment (empty)

Category (empty)

Derived Logic Request Type in the selection list Series 7 Certification Bonus

Rule Conditions Rule Usage

Rule Conditions 1 item

And/Or	(Source External Field or Condition Rule	Relational Operator	Comparison Type	Comparison Value
And		<input checked="" type="checkbox"/> Request Type	in the selection list	Value specified in this filter	Series 7 Certification Bonus

Create Calculated Fields to Drive Conditional Logic

- Example – Stop employees from answering “Yes” to both questions within your questionnaire

Step 1: Create a True/False Condition on the Questionnaire Answer Business Object

Calculated Field - True/False Condition CF TF Question is Partially Certified in Series 7


Field Name: CF TF Question is Partially Certified in Series 7

Business Object: [Questionnaire Answer](#)

Calculation | Additional Info | Where Used

True/False Condition

1 item

And/Or	(Field	Operator	Comparison Type	Comparison Value)
And		 Question	in the selection list	Value specified in this filter	Partially Licensed	

Step 2: Create an Extract Single Instance on the Request Business Object

Calculated Field - Extract Single Instance CF ESI Partially Licensed Answer on Request

Field Name: CF ESI Partially Licensed Answer on Request

Business Object: Request

Calculation Additional Info Where Used

Extract Single Instance

Source Field: Questionnaire Answers

Related Business Object: Questionnaire Answer

Condition: CF TF Question is Partially Certified in Series 7

Sort Field: Any is True

Sort Direction: (empty)

Ascending (A to Z)
 Descending (Z to A)

Instance to be Returned: (empty)

First occurrence
 Last occurrence
 Specific occurrence

Step 3: Create a Lookup Related Value on the Request Business Object

Repeat steps 1-3 for each question within your questionnaire

Calculated Field - Lookup Related Value CF LRV Partially Licensed on Request

Field Name	CF LRV Partially Licensed on Request
Business Object	Request
Calculation Additional Info Where Used	
Lookup Related Value	
Lookup Field	<input checked="" type="checkbox"/> CF ESI Partially Licensed Answer on Request
Related Business Object	Questionnaire Answer
Return Value	<input checked="" type="checkbox"/> Question Multiple Choice Answer

Step 3: Create a critical condition rule within your request business process and assign the condition rule to step A

View Business Process Definition Request (Series 7 Certification Bonus Request) ⋮

Effective Date: 08/12/2024 > Security Group Restrictions

Time Zone: GMT-08:00 Pacific Time (Los Angeles)

Rule Based Workflow Definition Name: Series 7 Certification Bonus Request


Rule Based Definition: Yes

Most Recent Used Date: 08/12/2024

View Diagram

Business Process Steps Notifications Allowed Actions by Role Allowed Services Related Links Available Rules & Fields

Business Process Steps 3 items 🔍 📄 🗑️ 📄

Step	Order	Type	Specify	Optional	Group	All	Run As User	Validation	DL De
Q	a	Initiation		No				Answered Yes to Both Questions (Critical) 	
Q	b	Approval		No	Manager				

Rule Conditions 2 items 🔍 📄 🗑️ 📄

And/Or	(Source External Field or Condition Rule	Relational Operator	Comparison Type	Comparison Value)
And		<input checked="" type="checkbox"/> CF LRV Partially Licensed on Request	in the selection list	Value specified in this filter	Yes (Partially Licensed)	
And		<input checked="" type="checkbox"/> CF LRV Fully Licensed on Request	in the selection list	Value specified in this filter	Yes (Fully Licensed)	

The following domains should be reviewed/updated as needed before leveraging the request framework:

1. Set up: Requests

- Access to:
 - View request types report
 - Create request type tasks

2. Self Service: Request

- Access to:
 - View request type reports
- Entry to:
 - My Requests report
 - My Recent Requests report

3. Request: View

- Access to:
 - Request type name
 - Request resolution
 - Request description
 - Questionnaire responses

Thank you for
attending

Additional Questions?

Reach out to us at

Experts@armanino.com

